


Hidden Gems in ColdFusion Builder

Charlie Arehart
charlie@carehart.org
Twitter comments welcome: @carehart

Last updated: 11/30/2010



About the presentation

- ▶ Not an “Intro to CFBuilder”
 - There are many important features I won’t discuss
- ▶ Still, many many tips to share
 - No time to detail each of them
 - Will often point to URL with more info
- ▶ Presentation PDF posted at carehart.org/presentations



Audience

- ▶ May include those new to/expert in Eclipse
 - May be coming from CFEclipse
 - May never have gotten into it, or tried and passed on it
 - May be coming from Dreamweaver/HomeSite+/CFStudio
- ▶ There are some things that address each group
 - And there are some that fail to satisfy each group
- ▶ Be patient with this talk
 - You may already know some of these things
 - You may even think of things I didn't share
 - Feedback welcome, as always

Session Outline

- ▶ Hidden Gems in Working with Files
- ▶ Hidden Gems in Editing
- ▶ Hidden Gems in Configuring the IDE
- ▶ Hidden Gems in Troubleshooting
- ▶ Hidden Gems in Connecting to CF Servers
- ▶ Hidden Gems in Editing Code on Remote Servers
- ▶ Miscellaneous Hidden Gems
- ▶ Some Gotchas
- ▶ Resources for Learning More

About Charlie Arehart

Independent Consultant

- 13 yrs CF experience (27 in Enterprise IT)
- Member, Adobe Community Experts
- Certified Adv CF Developer (4-8), Cert. Adobe Instructor
- Frequent speaker to user groups, conferences worldwide
- Run the Online ColdFusion Meetup (coldfusionmeetup.com)
- Living in Alpharetta, Georgia (Atlanta)

Web home at www.carehart.org

- Host ~300 blog entries, 80+ articles, 90+ presentations
- UGTV: recordings of 500+ presentations by ~250 speakers
- CF411.com - 1,200+ tools/resources in 125+ categories
- Hosting courtesy of EdgeWeb Hosting
- Consulting: available for CF troubleshooting, tuning; training
 - Remote or on-site

About CFBuilder Editions

- ▶ Available standalone and as plug-in
 - Most features should work the same
 - But be aware there can be differences
- ▶ Bundles Aptana Studio (commercial plugin)
 - Many important features come from that
- ▶ Note that installing own Aptana may conflict
 - Also, different base editions of Eclipse can impact
- ▶ Of course, works with any version of CF



Windows vs Mac OS X

- ▶ When I refer in talk to CFBuilder Preferences
 - it's in `Window>Preferences` on Windows
 - but in `Adobe ColdFusion Builder>Preferences` on Mac
 - I'll just start with `Preferences>` to avoid confusion
 - But note that `Window` menu option does exist on Mac, used for other things, like `Window>Show View`
- ▶ And of course, if I say `ctrl+click` something, on Mac that's `command+click`
- ▶ OK, on with the tips...
 - Will focus on those I've ***bolded and italicized***

Hidden Gems in Working with Files

- ▶ ***You don't HAVE to work in projects***
 - Available File tab (Window>Show View>File)
 - Has full access to file system
 - Also available FTP support (more on this later)
 - That said, some features do not work unless a file is opened as a project (more on this later)
- ▶ ***You CAN now open files from the OS***
 - And it doesn't open entire new workbench
 - http://www.carehart.org/blog/client/index.cfm/2009/7/28/cfbuilder_tip_opening_files_from_outside_editor
 - Note again, though, that that will not permit access to features that only work if file is opened within a project

Hidden Gems in Working with Files (cont.)

▶ *Alternative ways to find/open file*

- **ctrl+shift+r** or **Navigate>Open Resource**
 - lets you type name to find any matching
 - (Nice to remember as alternative to familiar ctrl+o, which does something entirely unrelated to file opens)
- **Open CFC toolbar button**
 - (2 to the right of “Print” button)
 - Similar to “open resource” but limits to display of CFCs
- Both these presume chars typed are at front of filename/path
 - Can use * or ? in chars to do wildcards

Hidden Gems in Working with Files (cont.)

▶ *Switch among open files*

- Ctrl+f6 either toggles back and forth among opened files or hold down ctrl to see list to choose from
- Ctrl+e opens list of editors, with just file names, not paths. Can either mouse down and select or type letters to filter and select
 - Ctrl+shift+e is slightly different and useful
- Common eclipse shortcut, **shift+tab/ctrl+shift+tab** doesn't work as expected
 - Switches between source and internal browsing
- Ctrl+pgup/dn moves among opened tabs
 - Alt+left/right moves among opened tabs, not obvious order
- Ctrl+q takes you back to last file being edited

Hidden Gems in Working with Files (cont.)

- ▶ For a file you open often, bookmark it
 - Select file in navigator, then **Edit>Add Bookmark** on main menu
 - Can also bookmark lines within files, to open and jump to that line
- ▶ Finding currently open file in Project navigator tree
 - Right-click and choose **Show In>Navigator**
- ▶ To always sync navigator and opened file
 - In top right of Navigator view, click two-arrowed icon (**Link with Editor**)
 - Or click down arrow on its right and choose **Link with Editor**


Hidden Gems in Working with Files /Editing

▶ *Local history – poor man’s version control*

- Eclipse keeps tracks of changes (made in IDE)
- Right-click text or file, Compare With>Local History
- How far back are changes saved?
 - Preferences>General>Workspace>Local History
 - Beware max file size setting, limits files tracked this way

▶ *Find/search across multiple files*

- Ctrl+h or Search>Search
- Can choose between entire workspace (all projects)
 - Or selected resource (if one is selected in navigator)



Hidden Gems in Editing

- ▶ ***Quickly open included files, called CFCs, more***
 - Ctrl+hover (command+hover on Mac) + click on link
 - To open included file, invoked CFC/method/UDF
 - Whether in tag or script or using “new” keyword
 - Can even jump to specific method
 - Also html tags, like `<script src=>`
 - Obviously won't work for paths stored in variables
 - Also won't work even with hard-coded paths if outside relative path
 - If project is not connected to a Server or linked folders
 - If it doesn't work at all, try closing and reopening file
 - More info
 - http://blogs.adobe.com/cfbuilder/2009/07/code_hyperlinking.html

Hidden Gems in Editing (cont.)

▶ *Split window*

- Select tab of file to split, use Window>New Editor
 - Or right-click on the tab and choose New Editor
 - This opens a new editor window for that file
- Can then right-click on its tab to move
 - To be above/below, side by side with the other editor
 - Changes made in one are synced to the other

▶ Turning on word wrap

- Preferences>HTML>Editors (no need to expand)
 - Then click Advanced tab
 - and click on Enable word wrap option
- Also an available plugin
 - http://blogs.adobe.com/cfbuilder/2009/08/enable_word_wrap.html

Hidden Gems in Editing (cont.)


- ▶ ***Turning on line numbers***
 - Right-click on gutter, “show numbers”...or...
 - Preferences>general>editors>text editors
- ▶ **Wish tab would insert spaces instead?**
 - Preferences>General>Editors>Text Editors (don't expand)
 - Click Insert spaces for tabs
 - Preferences>HTML>Editors (don't expand)
 - Choose Tab Insertion, Use Tabs/Use Spaces
- ▶ ***Filter feature, in Preferences dialogue***
 - Also useful in many other places in IDE
- ▶ **Creating new blank page, without file name**
 - File>New>Other>Untitled Files>Untitled HTML File
 - Note that to use CFML editing features, must close and reopen as CFML editor

Hidden Gems in Editing (cont.)

- ▶ Be sure to explore (all in docs, and some blogs)
 - Refactoring
 - http://blogs.adobe.com/cfbuilder/2009/07/refactoring_in_coldfusion_buil.html
 - Snippets. Two places:
 - Window>Show View>Other>HTML Standard Views>Snippets
 - Window>Show View>Snippets (CF Snippets, with trigger text, launched with *ctrl/+j*)
 - Sharing them:
 - http://blogs.adobe.com/cfbuilder/2009/08/use_your_snippets_across_ids.html
 - <http://blog.mxunit.org/2009/12/sharing-your-cfeclipse-coldfusion.html>
 - Outline view (Windows>Show View>Outline)

Hidden Gems in Editing (cont.)

- ▶ As well as these (discussed in docs)
 - Content assist in many places
 - http://blogs.adobe.com/cfbuilder/2009/07/content_assist_tips.html
 - Discussed as both code assist and smart assist in docs
 - Note available **Ctrl+space** to request assist anytime
 - Code folding
 - Equivalent of code collapse in DW, HS+
 - Editing more than just CFML
 - And much more, discussed in docs, other resources



Hidden Gems in Configuring the IDE

▶ *Code assist is quite configurable*

- When, when not to assist, how fast, colors, shortcuts, etc
- See Docs, “Code Assist” chapter:
 - http://help.adobe.com/en_US/ColdFusionBuilder/Using/WS0ef8c004658c1089-554789f8121af8f0c8c-7ffb.html

▶ *Keyboard shortcuts configurability: 2 kinds*

- Preferences>ColdFusion>Editor Profiles>Editor>Keys
- Preferences>General>Keys
- Also, CFB may overtake keys familiar in Eclipse/CFEclipse (ctrl+3, ctrl+shift+L, ctrl+j)
 - Remember filter feature—can type name of keystroke (like “shift+f2”) in General>Keys to find assignment and change

Hidden Gems in Configuring the IDE (cont.)

- ▶ ***Critical: finding that CFB doesn't create closing tags when/how you prefer?***
 - Preferences>ColdFusion>Editor Profiles>Editor>Typing
 - Can control what chars auto-close (quotes, brackets, #'s)
 - Can control Auto-close Tags just as Dreamweaver allowed:
 - When typing '>' of start tag
 - When typing '</' of end tag
 - Never (curiously, this is default)
- ▶ Leads nicely to available “editing profiles”
 - Can choose between Default, Eclipse, Dreamweaver
 - Preferences>ColdFusion>Editor Profiles
 - Can control Code Assist, Colors, Keys, Syntax checking, Typing, Outline
 - More in docs and at <http://sandeep.org/blog/?p=113>

Hidden Gems in Configuring the IDE (cont.)

- ▶ Configurable CFML dictionaries
 - For different versions of CF, different CFML engines
 - See Preferences>ColdFusion>Editor Profiles>Editor>Code Assist
 - See docs, “Code Assist” chapter
 - In future, may be more easily customizable
- ▶ “Recently opened files” setting
 - Preferences>General>Editors then Size of recently opened files list



Hidden Gems in Configuring the IDE (cont.)

- ▶ Setting URL Prefix for internal browsing
 - Those who don't care for defining a CF Server in CFB may miss being able to browse internally
 - Beta 2 added URL Prefix option for browsing, etc
 - Without needing to have defined a server and linked your project to a server
 - Can now right-click project/folder in , Set URL Prefix
 - Applies also to debugging
 - To browse internally, use Ctrl+tab/Ctrl+shift+tab
 - http://blogs.adobe.com/cfbuilder/2009/07/previewing_a_file_in_123_steps.html

Hidden Gems in Configuring the IDE (cont.)

- ▶ Look into other useful Eclipse-specific features for configuring the IDE
 - Fast Views
 - Detached Views
 - Moving, maximizing, resizing views
 - Just remember that you can adjust them
 - Can customize, save new perspectives
 - Can restore/reset perspective if it gets messy
- ▶ Certainly much more, but need to move on



Hidden Gems in Connecting to CF Servers

- ▶ ***Option to configure “Server” for Project***
 - No time to get into all the challenges of connecting to servers, local or remote
 - Benefits are FAR more than just starting/stopping
 - See CFBuilder docs for much more (important) explanation
 - See also Adobe Team blog entries
 - http://blogs.adobe.com/cfbuilder/2009/09/what_does_not_work_in_content.html
 - http://blogs.adobe.com/cfbuilder/2009/07/server_manager.html
 - http://blogs.adobe.com/cfbuilder/2009/07/remote_server_setup_is_it_real.html
 - http://blogs.adobe.com/cfbuilder/2009/07/remote_server_setup_-_multiser.html
 - http://blogs.adobe.com/cfbuilder/2009/08/importing_rds_server.html

Hidden Gems in Editing Code on Remote Servers

- ▶ ***Yes, CFBuilder supports FTP (and SFTP/FTPS)***
 - and no, you don't NEED to use Projects
- ▶ For projects, can set during project creation
 - or in project properties (right-clicking file/text in project)
- ▶ Can also do without projects, in Files view
 - Right-click to edit text or file or folder, choose Synchronize>Create New Synchronize Connection
- ▶ But wait, there's more (I know some will wonder something)...

Hidden Gems in Editing Code on Remote Servers (cont.)

- ▶ If using File tab with file opened from FTP server, yes, a save will save to the remote
- ▶ If using Navigator tab with file opened from local
 - Save does not save to remote
 - ***But there is an available shortcut to upload***
 - Right-click on text, Synchronize>Upload
- ▶ There are also options to sync many files at once
 - Right-click on text, Synchronize>Synchronize
 - Or available Sync Explorer view (don't miss!)
 - Window>Show View>Other>HTML Standard Views>Sync Explorer
 - *Note that "Team Synchronize" is instead about CVS*
- ▶ ***How to Edit FTP server configurations***
 - Window>Show View>Other>HTML Standard Views>Sync Manager
 - Window>Show View>Other>HTML Standard Views>File

Hidden Gems in Troubleshooting

- ▶ *Problems with memory? 3 tips:*
- ▶ Can view current memory use by CFB (and can request GC within it)
 - Preferences>General then click Show heap status
- ▶ Close projects if you're not using them
- ▶ Can (perhaps should) increase default heap size
 - Especially if running w/ FlashBuilder, other plugins
 - <http://www.adrocknaphobia.com/post.cfm/update-your-coldfusion-builder-beta-settings-for-flash-builder-4-beta>

Hidden Gems in Troubleshooting (cont.)

- ▶ ***Wondering why things are slow? Find out!***
 - Some may know common Eclipse troubleshooting views
 - Window>show view>
 - Console – shows various Eclipse operations
 - Problems – shows syntax errors in code, and more
 - Server – shows what’s going with CF server processing
 - Other>General>Error Log – shows errors with IDE itself
 - But many may miss the most important view!
 - Other>General>Progress – shows background processing (indexing of CFCs, FTP operations, much more)
- ▶ ***CFB may seem slow at startup, due to “building server settings”***
 - May see operations in Progress view:
 - “indexing CFCs of server xxx”, “indexing files from webroot”
 - Can change to NOT do this during startup using Preferences>ColdFusion>Server Settings

Hidden Gems in Troubleshooting (cont.)

- ▶ Consider disabling syntax checking
 - This setting causes CFB to check syntax while you type
 - Preferences>Coldfusion>Editor Profiles>Editor>Syntax Check
 - Note two options: Enable Syntax Checking and Display Syntax Errors Only on File Save
- ▶ On Mac, consider possible issues with File Preview
 - Especially if Activity Monitor shows WindowServer using high CPU
 - See http://blogs.adobe.com/cfbuilder/2009/11/cfb_performance_on_mac_-_how_i.html

Hidden Gems in Troubleshooting (cont.)

- ▶ *Try creating a new workspace*
 - File>Switch Workspace
 - If things aren't working as expected, and you've used previous versions of CFBuilder or Eclipse
- ▶ Try starting CFBuilder (or Eclipse) with the `-clean` argument
 - Yes, this and other Eclipse.exe command-line arguments can be used with cfbuilder.exe
 - Note also `-perspective` arg to open a given perspective
 - See http://www.carehart.org/blog/client/index.cfm/2010/6/18/cfbuilder_flashbuilder_command_line_perspective_specification

Hidden Gems in Troubleshooting (cont.)

- ▶ Also note available Workbench error log
 - may help understand some problems
 - Help>Product Details>Configuration Details>View error log (opens log in browser window)
 - On OS X, it's under Adobe ColdFusion Builder>About Adobe ColdFusion Builder>Configuration Details>View error log
 - (Indeed, in older Windows versions, it was at Help>About ColdFusion Builder>Configuration Details>View error log)




Hidden Gems in Troubleshooting (cont.)

- ▶ Adobe is also now recommending obtaining a stack trace (using a given tool) for knotty problems
 - http://blogs.adobe.com/cfbuilder/2009/10/cfbuildercfb_performance.html
 - <http://forums.adobe.com/message/2328981#2328981>
- ▶ “Things to watch out for while installing CFB”
 - http://blogs.adobe.com/cfbuilder/2010/03/things_to_watch_out_while_inst.html



Miscellaneous Hidden Gems

- ▶ Don't miss available web services browser
 - In Window>Show View>Services Browser view
 - Allows browsing, building of code to call web svcs
 - Not much doc at all. See:
 - http://www.carehart.org/blog/client/index.cfm/2009/8/7/cfbuilder_browsing_web_services
- ▶ Linked folders (outside of project location)
 - See doc section, and:
 - http://blogs.adobe.com/cfbuilder/2009/08/link_folders.html
- ▶ ***CFBuilder supports CFML step debugging***
 - See CFB docs and:
 - http://blogs.adobe.com/cfbuilder/2009/07/debugging_in_cfbuilder.html
 - See my presentations on CF step debugging
 - <http://www.carehart.org/presentations/>



Miscellaneous Hidden Gems (cont.)

- ▶ Can turn off splash screen in Preferences>ColdFusion>Startup
- ▶ To do find/replace within file, use Edit>Find, (ctrl+f) not Search>Search (ctrl+h)
 - The former does just within file operations
 - The latter does cross-file/project operations
 - Warning: people used to using ctrl+h to do file find/replace from other tools may inadvertently do replace across entire workspace. Ouch!
 - If doing Search>Search, note that using “*.*” for search of all filenames/filetypes will not work. Must use just “*”
- ▶ Apply cfnature to project
 - http://blogs.adobe.com/cfbuilder/2009/07/apply_cf_nature.html

Miscellaneous Hidden Gems (cont.)

- ▶ Tailview view has option to color-code logs
 - Window>Show View>TailView
 - Use “color settings” properties (top right of view)
 - Can assign color to string, regex
 - Can export/import to share with others
- ▶ SQL editor
 - While inside CFQUERY, right-click and choose SQL Editor or use Ctrl+alt+s
- ▶ Context-sensitive CFML help (F1 on tag, function)
 - Didn't seem to work on Mac for me, though
 - Also, help opened in Mac can't be copy/pasted.
 - Workaround: <http://onflash.org/ted/2007/08/flex-builder-tip-preferences-general.php>
- ▶ See docs for more on each, and also ...

Miscellaneous Hidden Gems (cont.)

- ▶ ***Code Assist for ColdFusion ORM***
 - Provides Code Assist for many ColdFusion ORM settings
 - See “Code Assist for ColdFusion ORM” in Using Adobe CF Builder
- ▶ ***Enhanced SQL Editor***
 - Now lets you execute SQL statements and display the results within the SQL Editor
 - See “Using SQL Editor” in Using Adobe CF Builder
 - Note: you do have to have a Server defined for the project
- ▶ **Extensions view**
 - Use to install, uninstall, import, and reload extensions
 - See “Using the Extensions view” in Using Adobe CF Builder
- ▶ **Support for Ext/JS 3.0 libraries**
 - Can now import Ext/JS 3.0 libraries with samples
 - See “Import Ajax libraries” in Using Adobe CF Builder

Miscellaneous Hidden Gems (cont.)

- ▶ AIR application development
 - Can create projects, run or debug, package, and sign the AIR application
 - See “Developing AIR applications” in Using Adobe CF Builder
 - Gotcha: <http://www.12robots.com/index.cfm/2010/7/28/Enabling-Access-to-the-Adobe-AIR-Tools-in-ColdFusion-Builder>
- ▶ ***Optimizing ColdFusion Builder performance***
 - Preference options affect the performance of CF Builder
 - For faster editor performance, can apply preset editor preferences
 - See “Optimizing ColdFusion Builder performance” in Using Adobe CF Builder
- ▶ ColdFusion Builder Help system
 - Now uses Adobe Community Help Client – Adobe's next-generation Help experience. An AIR app.
 - See “ColdFusion Builder Help System” in Using Adobe CF Builder

Miscellaneous Hidden Gems (cont.)

- ▶ Many other useful Eclipse features to investigate
 - Linked resources (as opposed to Linked Folders)
 - Preferences>General>Workspace>Linked Resources
 - Can compare files to each other
 - select them, then and right-click and choose Compare with
 - Can get net-based features working if behind firewall/proxy
 - See Preferences>General>Network Connections
 - Incremental find (Edit>Incremental Find Next)
 - Piano Keys Feature (alternating shaded/white lines in editor)
 - File>New>Other>HTML Projects>Existing Hosted Site
 - Tasks – can add tasks for file, line, or not associated with anything
- ▶ ***Many available additional plug-ins for Eclipse***
 - Version control, database integration, lots more
 - See resources later

Some Gotchas

- ▶ *To hide/show carriage return and other unusual (“hidden”) characters suddenly appear, toggle ctrl+. (that’s a period)*
- ▶ Features lost when editing file not in a project
 - (Meaning: files opened using files tab, not navigator)
 - Local history
 - Recent files list
 - Perhaps more
- ▶ Also features lost if project not connected to a server
 - Many code assist features
 - Ability to ctrl-hover to open files in other than local directory
 - And more

Definitely far more gems you can find

- ▶ This has **not** been the ultimate list
 - We have only 50 minutes
 - We have different audiences
 - We have different tools under the covers
 - Eclipse, Aptana, CFBuilder
 - Goal certainly wasn't to show all, or even most, features
- ▶ You can find many more tips and hidden gems
 - Besides CFB docs, many resources available on Eclipse, Aptana
 - Can learn much from those
 - Can even learn from CFEclipse resources
 - Just beware some CFE-specific things were not ported

CFBuilder free for Education

- ▶ For learning purposes only
 - not for production purposes
- ▶ Includes all qualified students, faculty and staff of eligible education institutions
- ▶ More at:
 - <https://freeriatools.adobe.com/cfbuilder/>



CFBuilder Resources


- ▶ **CFBuilder User Guide**
 - http://help.adobe.com/en_US/ColdFusionBuilder/Using/index.html
- ▶ **CFBuilder Installation Guide**
 - http://help.adobe.com/en_US/ColdFusionBuilder/Installing/index.html
- ▶ **CFBuilder Forum/List**
 - <http://forums.adobe.com/community/coldfusion/coldfusionbuilder>
- ▶ **Adobe CFBuilder Team Blog**
 - <http://blogs.adobe.com/cfbuilder/>
- ▶ **CFBuilder Bug Tracker**
 - <http://cfbugs.adobe.com/bugreport/flexbugui/cfbugtracker/main.html>
- ▶ **Akbarsait's list of CFBuilder tutorials and resources**
 - <http://www.akbarsait.com/cfbuildertutorials.cfm>
- ▶ **Others have done talks on CFBuilder, recording links offered at <http://www.carehart.org/ugtv/>**

Other Resources

- ▶ Eclipse, Eclipse Getting Started resources
 - <http://www.eclipse.org>
 - <http://www.eclipse.org/resources/?category=Getting%20Started>
 - See especially Basic Tutorial to learn Eclipse
- ▶ Eclipse Tips and Tricks
 - Help>Help Contents>Workbench User Guide>Tips and Tricks
- ▶ Aptana Studio resources
 - <http://www.aptana.org/>
 - <https://aptanastudio.tenderapp.com/faqs>
 - Note that if something suggests using Preferences>Aptana, use Preferences>HTML instead
- ▶ I may develop more resources
 - Blog entries (carehart.org/blog), talks, classes

Summary

- ▶ Hope everyone here has learned at least some new gem
 - Remember, we have different audiences here
 - Is there anyone who didn't learn a single thing new?



Questions On Presentation

- ▶ Charlie Arehart
 - charlie@carehart.org
- ▶ I'd really appreciate your feedback
 - <http://carehart.org/feedback/>
- ▶ Available for ColdFusion and CFBuilder troubleshooting
 - Remote or on-site
 - No time minimum, satisfaction guarantee
 - Available "CFBuilder fixed fee solution for one problem", up to a max of 2 hours
 - <http://carehart.org/consulting/>